

Fotona[®]
choose perfection



Non-Invasive Laser Facelift

TimeWalker LASER LINE

Fotona4D

Committed to Engineering

The Highest Performance, Best Made Laser Systems in the World

TIMEWALKER® Fotona4D®

**NO INJECTION, NO CHEMICALS LASER LIGHT
FACE-LIFTING SOLUTION**

Fotona4D®

Fotona4D FACIAL TREATMENTS LASER



SUITABLE FOR

ALL SEXES



ALL SKIN TYPES



ALL AGES



ALL YEAR ROUND

UNIQUE MODALITY COMBINATION

DEDICATED TO NON-INVASIVE
FACELIFTING TREATMENTS

Fotona4D[®]

FACIAL REJUVENATION

Fotona4D[®]Men

FACIAL REJUVENATION FOR MEN

ADDITIONAL FACIAL TREATMENTS

SmoothEye[®]

PERIOCCULAR WRINKLES

LipLase[®]

LIP PLUMPING

And more

- VASCULAR
- ACNE SCARS
- FACIAL HAIR



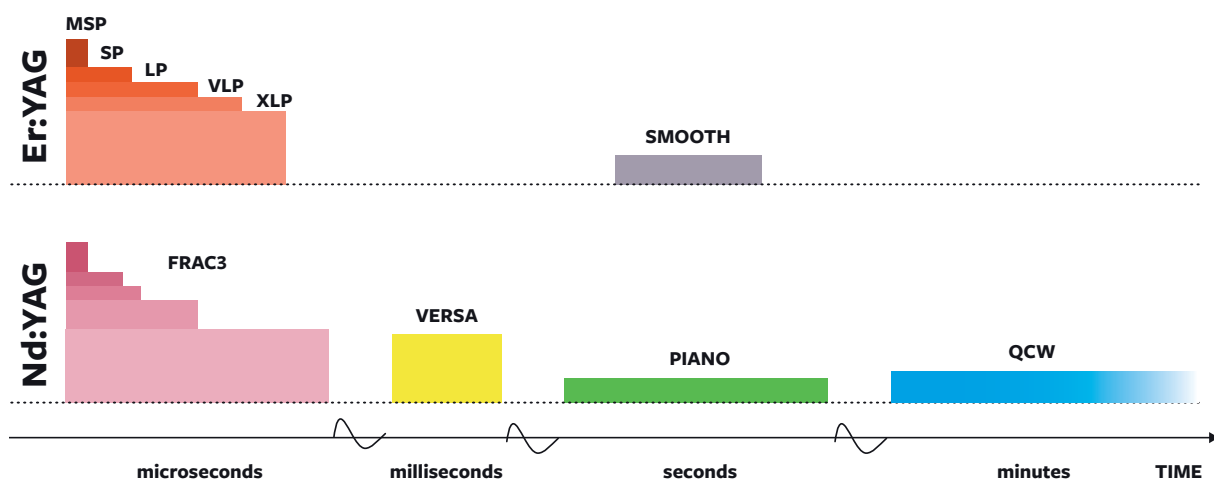
TIMEWALKER® Fotona4D®

DESIGNED WITH THE PRACTITIONER IN MIND

TECHNOLOGY IN ACTION

THIRD GENERATION ASP TECHNOLOGY

- Proprietary ASP power supply provides several UNIQUE laser modalities



MULTI-CHANNEL FEEDBACK CONTROL

- Double checking energy and regulation of each pulse for SAFE and REPRODUCIBLE treatments

TOP-HAT BEAM PROFILE

- UNIFORM treatments
- PREDICTABLE results



Patented OPTOflex® arm

- Weightless in your hand
- Perfect balance during use
- Ensures high quality laser beam

Combination of two optimal laser wavelengths

**Er:YAG (2940 nm),
Nd:YAG (1064 nm)**

- No compromises to address all skin layers

Titanium Accessories

- Durable
- Light & ergonomic

User Interface

- Easy-to-use
- Short learning curve with presets & adjustments

MatrixView® Temperature Monitor

- Ensures effective and controlled treatments
- Ultimate patient comfort

Wireless Footswitch

- No tangling of electric cables



FOTONA4D[®] TREATMENT

NATURAL LOOKING FACELIFT

- Without surgery
- Without injectibles
- Little-to-no downtime

FOTONA4D[®] IS A COMPREHENSIVE APPROACH TO ADDRESS:

- deeper, medial and superficial connective structures
- collagen stimulation with unique Fotona SMOOTH[®] modality
- continuous improvement for up to 6 months after treatment
- an investment in skin quality
- safe, non-invasive procedure



4 STEP PROTOCOL

4D

STEP 4: LIGHT PEEL

Superficial modality Er:YAG

The final step in this comprehensive treatment delivers a cold, accurate and precise Er:YAG light peel, which improves the appearance of the skin, reduces superficial imperfections, and restores a youthful texture resulting in a glowing, pearl-like appearance of the skin.



3D

STEP 3: SKIN TIGHTENING

PIANO™ modality Nd:YAG

The next-generation, super-extended PIANO™ mode provides full-thickness bulk heating for safe and controlled tightening of the dermis and epidermis, while sparing the skin from unnecessary thermal damage.



2D

STEP 2: REJUVENATION

FRAC3® modality Nd:YAG

Revolutionary FRAC3® technology produces a three-dimensional fractional pattern in the epidermis and dermis, which selectively targets specific tissue chromophores for treatment of deeper, age-related skin imperfections, initiating neocollagenesis and healing without damaging the epidermis, regardless of skin type.




1D

STEP 1: INTRAORAL TIGHTENING

SMOOTHliffin™ modality Er:YAG

Utilizing patented Fotona SMOOTH® Er:YAG technology in an industry first, non-ablative, intraoral treatment, TimeWalker® is able to deliver a controlled and gentle energy which provides improvement of nasolabial folds, perioral wrinkles and sagging jowels while delivering rejuvenating facial tightening from the inside-out.



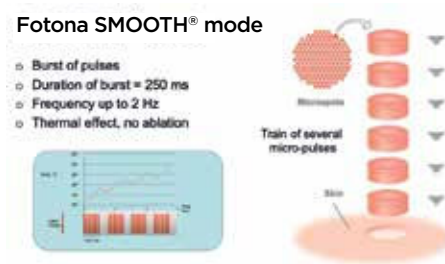
FOTONA4D[®] TREATMENT

HOW DOES IT WORK?

INNOVATIVE PULSE MODES FOR HIGHEST PERFORMANCE

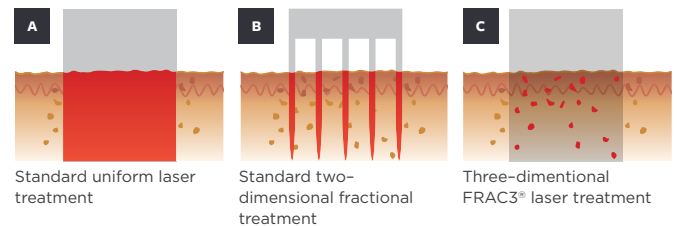
Fotona SMOOTH[®] mode Er:YAG

Fotona SMOOTH[®] Mode enables non-ablative laser skin remodeling based on controlled induction of thermal injury of the collagen while preserving the epidermis. In addition to an immediate effect resulting in the shrinkage of collagen fibers, the initiation of neocollagenesis occurs causing the generation of new collagen. The effects result in an overall improvement of laxity and elasticity in the treated tissue.



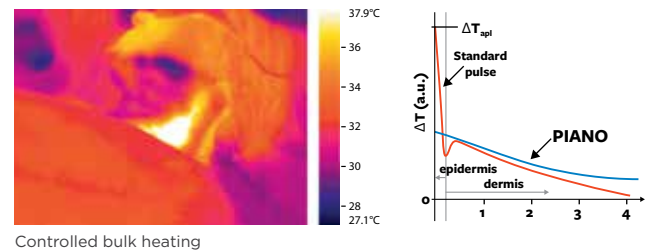
FRAC3[®] mode Nd:YAG

A novel non-ablative, three-dimensional fractional modality for skin treatments. FRAC3[®] utilizes the short pulse duration and high peak power density of Fotona VSP[™] generated Nd:YAG laser pulses to produce a three-dimensional fractional pattern in the epidermis and dermis, with damage islands that are predominantly located at the sites of targeted skin imperfections.



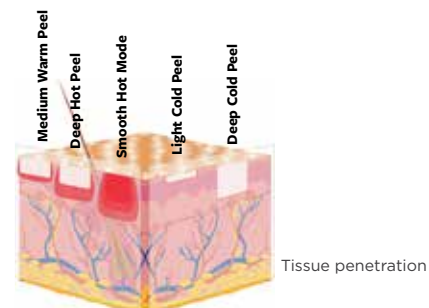
PIANO[™] mode Nd:YAG

This new, super-long modality extends the duration of Nd:YAG treatments to the seconds regime. This is much longer than the thermal relaxation time of the epidermis or any other skin structures, and does not cause high initial temperature peaks in the epidermis. It is therefore indicated for treatments where overall homogeneous, bulk heating of the dermis is desired.

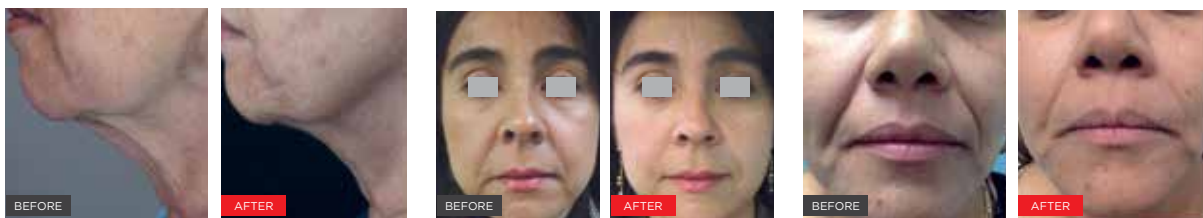


MSP mode Er:YAG

Er:YAG laser utilizes a unique wavelength that is absorbed within a few microns of tissue, thus avoiding any damage to deeper-lying tissues. VSP[™] technology enables the operator to easily adjust the laser treatment modality from micro-short (MSP) to extra-long (XLP) pulses in order to precisely balance the removal of epidermis with thermal effects on collagen.



BEFORE AND AFTER PATIENT IMAGES



courtesy of: H. Shiffman, M. D.

courtesy of: A. Gaspar, M. D.

courtesy of: A. Gaspar, M. D.

FOTONA4D[®] MAN TREATMENT

NON-INVASIVE LASER FACIAL REJUVENATION

- Protocol settings tailored specifically for men
- Immediate freshness and tightness
- More youthful and healthy skin
- Natural-looking results
- Non-invasive
- No downtime

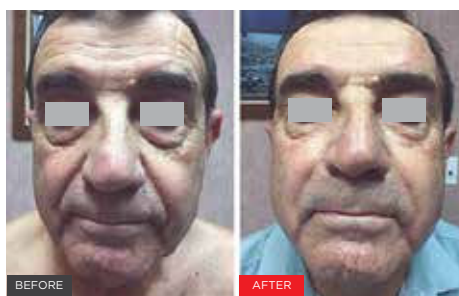
Fotona4D[®]Men is an innovative form of laser skin resurfacing and rejuvenation tailored specifically for male skin. What makes Fotona4D[®]Men unique is that Fotona's complementary Er:YAG and Nd:YAG laser wavelengths are synergistically applied in a 4-step procedure using 3 different proprietary modes (SMOOTH[®], PIANO[®] and SupErFicial[™]) to produce full-thickness contraction of collagen for persistent tightening and volumization.

Men's skin differs from women's in that it

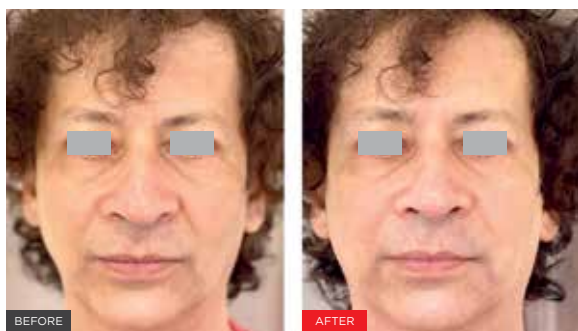
is thicker and has larger pores, more hair, less subcutaneous fat and generates more sweat and sebum. The four protocol steps in the Fotona4D[®]Men treatment have been designed with scientifically proven laser parameter settings for achieving superior results in male skin.

The unique combination of the three modalities in 4 steps provides an effective tool to enhance not only the superficial, but also the medial and deeper structures of the male skin in a quick, safe and precise manner.


BEFORE AND AFTER PATIENT IMAGES



courtesy of: A. Gaspar, M. D.



courtesy of: A. Gaspar, M. D.



courtesy of: A. Gaspar, M. D.

TIGHTENING OF PERIOCULAR REGION TO REDUCE WRINKLES

- Immediate freshness and tightness
- Stimulates collagen remodeling and initiates neocollagenesis
- Little-to-no downtime
- Gentle, fast and non-invasive
- Safe and precisely controlled



TIGHTENING

SMOOTH® modality Er:YAG

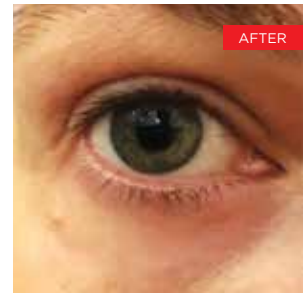
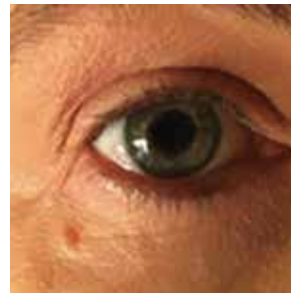
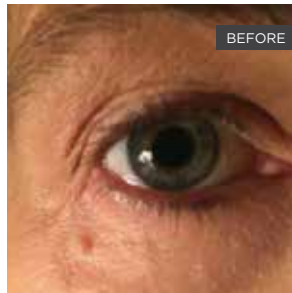
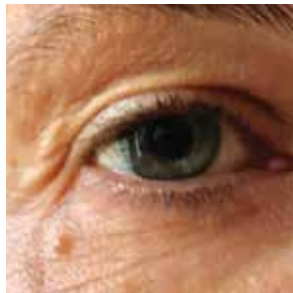
To reduce wrinkles around the eyes in a non-invasive approach, the non-ablative Er:YAG SMOOTH® mode is applied to stimulate

collagen remodeling and contraction.

The entire periorcular region is covered including regions above, below and lateral to the eye.

The therapy is very well tolerated by patients.

BEFORE AND AFTER PATIENT IMAGES



Courtesy of: Tania Phillips, M.D.



courtesy of: Jolanda Grayling



courtesy of: Pham Huu Nghi, M. D.



courtesy of: Jong-Gu Kim, M. D.

FULLER LIPS WITHOUT INJECTABLES

- Non-invasive plumping for fuller and smoother lips
- Stimulates collagen remodeling
- Initiates new collagen synthesis
- No downtime



PLUMPING

SMOOTH® modality Er:YAG

Provides an immediate response that patients will notice.

In contrast to injectable fillers, the LipLase® treatment is non-invasive, and there is

nothing artificial as patients develop their own collagen in their lips.

With several adjusted passes the characteristics of 'ideal lips' can be achieved such as fullness, volume, correct balance between the upper and lower lips and a well-defined vermilion border.

BEFORE AND AFTER PATIENT IMAGES



courtesy of: Jolanda Grayling



courtesy of: H. Shiffman, M. D.



courtesy of: N. Teovska Mitrevska, M. D.



TESTIMONIALS



"I have been impressed by Fotona4D's versatility and efficiency, especially for bulk heating in PIANO mode. "I can heat the skin so much more efficiently than with anything else out there. It saves me time, numbing cream and pain management". "In my experience it's proven to be one of the most efficient, least costly methods of skin tightening for me as a provider. It's about doing more for our patients and practices, and Fotona4D® enables us to accomplish these objectives."

— *Dr. Mark B. Taylor*



MULTI-DIMENSIONAL CHOICE

"The Fotona4D® facelift gives the physician a new and powerful non-invasive therapy. With Fotona4D®, our patients now have a multi-dimensional choice of safe and effective treatment options for their aesthetic needs. Fotona4D® provides a comfortable and painless treatment that does not require consumables or downtime."

— *Adrián Gaspar, MD*



NATURAL LOOKING RESULTS

"I love that I can provide my patients with long lasting, natural looking results. I am able to tighten, volumize and restore collagen to the face while improving skin tone and texture to restore my patients' youthful appearance without the risk of injectables and no downtime. My patients are delighted with the 'natural glow' of their new skin!"

— *Tania Phillips, MD*



"Fotona4D® face-lifting tackles problems of laxity around the mouth and jowls, which other systems or surgery will find difficult to address. This is a relatively painless procedure with no downtime."

— *Hong Tan, MD*

WORLD CLASS SUPPORT

LA&HA SYMPOSIUMS

- Global & Regional

ON-LINE SUPPORT

- My Fotona
- Mobile App
- Fotona User Group

TRAININGS

- Led by leading international laser experts
- Live demos and hands-on
- Explore all areas of medical lasers
- Great experience-sharing opportunity



THE LASER AND HEALTH ACADEMY (LA&HA) IS FOTONA'S PARTNER IN EDUCATION & CLINICAL RESEARCH ON MEDICAL LASER APPLICATIONS.



www.laserandhealth.com

THE LASER AND HEALTH ACADEMY

The Laser and Health Academy (LA&HA®) is a not-for-profit organization dedicated to the promotion of research, education and publishing in the field of laser medicine.

RESEARCH: LA&HA® collaborates with industry, medical professionals and universities on projects aimed at the development and improvement of laser applications.

EDUCATION: LA&HA® serves as a platform for continuous education, with a focus on practical instruction and the demonstration of laser techniques and procedures, delivered through a variety of workshops and seminars by experienced lecturers.

www.laserandhealth.com/en/journal/

TIMEWALKER® LASER RANGE

MEDICAL GRADE TITANIUM ACCESSORIES

CONFIGURATION	Er:YAG	Nd:YAG
Fotona4D®	12 W, 0.9 J MSP, SMOOTH	30 W, 10 J FRAC3, PIANO
Fotona4D® PRO	20 W, 1.5 J MSP, SP, LP, VLP, SMOOTH	30 W, 20 J FRAC3, PIANO, VERSA, LLLT



PS03X

R11



FS01



R33-T



R30Y



HC14-NE



LA adapter



MarcCo
L, M and S

SCIENTIFIC EVIDENCE

Dual Tissue Regeneration: Non-Ablative Resurfacing of Soft Tissues with FotonaSmooth® Mode Er:YAG Laser

Matjaz Lukac, Adrian Gaspar, Franci Bajd
J LA&HA - J Laser Health Acad 2018; 2018(1):01-15

Histological Changes in Skin During the Process of Aging and Improvements Observed with the Use of Combined Laser Radiation

Natalia Shanina
J LA&HA - J Laser Health Acad 2018; 2018(1):S09

Correction of nasolabial folds wrinkle using intraoral non-ablative Er:YAG laser

Howyda ME, Khaled G
Journal of Cosmetic and Laser Therapy (2018). 20:6, 364-368

Optical coherence tomographic (OCT) evaluation of intraoral non-ablative erbium: YAG laser (SMOOTH mode) in rejuvenation of nasolabial folds; A prospective randomized split face comparative pilot study

Moftah N., Samy N., Allam R.S.H.M., El Tagy S.A.H., Abdelghani R.
Skin Res Technol. 2019;00:1-8.

Tightening of Facial Skin Using Intraoral 2940 nm Er:YAG SMOOTH Mode

Adrian Gaspar, Gustavo Alfaro Gasti
J LA&HA - J Laser Health Acad 2013; 2013(2):17-20

Intra- and Extraoral Treatment for Rejuvenation of the Nasolabial Fold and Perioral Wrinkles

Claudia M. Pidal, MD
J LA&HA - J Laser Health Acad 2012, 2012(1), B20

New Rejuvenation of the Lips with Erbium:YAG and Nd:YAG laser

Natasa Teovska Mitrevska
J LA&HA - J Laser Health Acad 2018; 2018(1):S10

Minimally Invasive Skin Rejuvenation With Erbium: YAG Laser Used in Thermal Mode

Karin Kunzi-Rapp, Christine C. Dierickx, Bernard Cambier, and Michael Drosner
Lasers in Surgery and Medicine 38:899-907 (2006)

Reduction of the Volume and Wrinkles under the Eyes using Non-Ablative 2940 nm Er:YAG Laser on the Lower Eyelid Palpebral Conjunctiva

Kim Jong-Gu, Anže Zorman
J LA&HA - J Laser Health Acad 2018; 2018(1):36-38

Photo-Thermal Hormetic Rejuvenation with 1064 nm Nd:YAG PIANO Pulse Laser

Leonardo Marini, Andreas Alexiou
J LA&HA - J Laser Health Acad 2012; 2012(1):75-79

The effect of intraoral 2,940nm nonablative Erbium:YAG laser on the rejuvenation of the upper lip: a pilot study

Natacha Quezada Gaón, Fernanda Binfa
Surg Cosmet Dermatol 2017;9(1):56-8

Evaluation of effectiveness of erbium:yttrium-aluminum-garnet laser on atrophic facial acne scars with 22-MHz digital ultrasonography in a Turkish population

Burhan ENGİN, Zekayi KUTLUBAY, Özgür KARAKUS, , Guşkan YARDIMCI, Zafer DOĞAN, Yalçın TUNÇ, Server SERDAROĞLU
The Journal of Dermatology 2012; 39: 982-988

Non-Surgical Periorbital Rejuvenation – A Holistic Approach

Lucas LC Chia
J LA&HA - J Laser Health Acad 2018; 2018(1):S11

Effect of pulse width of a variable square pulse (VSP) erbium:YAG laser on the treatment outcome of periorbital wrinkles in Asians

Woraphong Manuskiatti, Sujittra Siriphukpong, Supenya Varothai, Rungsima Wanitphakdeedecha, and Richard E. Fitzpatrick
International Journal of Dermatology 2010, 49, 200-206

SmoothEye – Periocular Rejuvenation with Er:YAG SMOOTH Mode

Dr. Tania Phillips
J LA&HA - J Laser Health Acad 2018; 2018(1):CB05

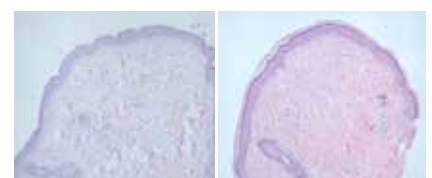
Collagen synthesis after laser skin resurfacing of the periocular skin

Matej Beltram, Marko Živin, Brigita Drnovšek-Olup
Zdrav Vestn Supl, 2010, 79, 111 -116

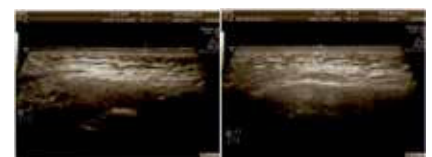
EXAMPLE:

N. SHANINA, HISTOLOGICAL CHANGES OF SKIN DURING THE PROCESS OF AGING - CORRECTION WITH THE USE OF Fotona4D

- 80 patients
- Ultrasound shows a significant increase in skin thickness
- Histology shows
 - increase in the density of connective tissue
 - thickness of the epidermis
 - new blood vessels



Analysis of the morphological patterns:
Before (A) and after (B) treatment: increased connective tissue density, increased eosinophilic connective tissue (hematoxylin / eosin).



High-frequency ultrasound images:
preliminary result before the laser correction course / after a course of laser correction.

since 1964

Founded in 1964, only four years after the invention of the very first laser, Fotona is one of the most experienced developers of high-technology laser systems. Fotona today is a world-leading medical laser company recognized for its innovative, award-winning laser systems for applications in aesthetics & dermatology, dentistry, surgery and gynecology. Based in the EU, US and China, Fotona's business philosophy is to continuously choose perfection to ensure the maximum performance and efficacy of its medical devices.

Fotona, LLC
2307 Springlake Road
#518
Dallas, TX 75234
USA

Fotona, d. o. o.
Stegne 7
1000 Ljubljana
Slovenia
EU

Fotona GmbH
Hohlbachweg 2
73344 Gruibingen,
Germany
EU

Fotona Beauty Light, (Suzhou)
Medical Devices Co, Ltd.
No 2, Zengfu Road, Guli Town
Changshu City, Jiangsu Province
CHINA, 215515

Fotona France SARL
47 Boulevard de Courcelles
75008 Paris
France
EU



www.fotona.com



CE
0123

M021-5AF/1
M002-6A/2

For related patents see: www.fotona.com/patents