



## Clinical Cases



Traumatic Tattoo Removal  
Courtesy of: P. Campolmi, M.D. - G. Cannarozzo, M.D. Florence - Italy



Pigmented Lesion Removal  
Courtesy of: P. Campolmi, M.D. - G. Cannarozzo, M.D. Florence - Italy



Pigmented Lesion Removal  
Courtesy of: G. Cannarozzo, M.D. Florence - M. Sannino, M.D. Naples - Italy



Red Tattoo Removal (allergic reaction)  
Courtesy of: P. Campolmi, M.D. - G. Cannarozzo, M.D. Florence - Italy



Tattoo Removal  
Courtesy of: P. Campolmi, M.D. - G. Cannarozzo, M.D. Florence - Italy



Tattoo Removal  
Courtesy of: P. Campolmi, M.D. - G. Cannarozzo, M.D. Florence - Italy

## Technical Data

### Synchro QS4

Laser	Q-Switched Nd:YAG
Wavelengths	1064 nm 532 nm 585 nm (Optional handpiece) 650 nm (Optional handpiece)
Pulse Duration	6 ns
Max Energy @ 1064 nm	1.6 J
Max Repetition Rate @ 532/1064 nm	20 Hz
Square Spot Sizes 1064 / 532 nm	2.0 x 2.0 mm 2.5 x 2.5 mm 4.0 x 4.0 mm 5.5 x 5.5 mm 6.0 x 6.0 mm
Square Spot Sizes 585 / 650 nm	2.5 x 2.5 mm
Electrical Requirements	100-115V (50/60Hz) 220-230V (50Hz) 1.6 kVA
Dimensions* and Weight	132(H) x 48(W) x 80(D) cm - 90 kg

\*With folded articulated arm.



This brochure is not intended for the market of USA.

**DEKA**  
Innate Ability



Follow us on

[www.dekalaser.com](http://www.dekalaser.com)

Download DEKA APP



**DEKA M.E.L.A. s.r.l.**

Via Baldanzese,17 - 50041 Calenzano (FI) - Italy  
Tel. +39 055 8874942 - Fax +39 055 8832884

**DEKA Innate Ability**

A spin-off of the El.En. Group, DEKA is a world-class leader in the design and manufacture of lasers and light sources for applications in the medical field. DEKA markets its devices in more than 80 countries throughout an extensive network of international distributors as well as direct offices in Italy, France, Japan and USA. DEKA manufactures laser devices in compliance with the specifications of Directive 93/42/EEC and its quality assurance system is in accordance with the ISO 9001 and ISO 13485 standards.

CE  
0123

Dealer stamp

**BeMedico**  
We care and dare

© DEKA 003-0142-20-020 Rev. 4.0

DEKA M.E.L.A. s.r.l.- All rights reserved - In order to improve its products the company reserves the right to modify these specifications without prior notice. Document Reserved for Health Professionals Only.



## SYNCHRO QS4

Maximum Results and Safety in Treating  
Multicolored Tattoos  
and Pigmented Lesions

- Multicolored Tattoos Removal
- Dermal and Epidermal Benign Pigmented Lesions
- Wrinkles Reduction
- Acne Scars
- Hair Removal: Fine Vellus Hair

**DEKA**  
Innate Ability



Against  
any regrets!

IA  
INNATE ABILITY

## SYNCHRO QS4

### 4 wavelengths in 1 system. No colors can hold up!

The tattoos trend is gaining in popularity (especially in western countries) among adolescents and young adults. But the request for tattoo removal has increased regularly in recent years, becoming a relevant medical problem.

The advent of Q-Switched lasers has made tattoo removal easier and with great success, becoming today, the best solution for treating any kind of tattoo (professional, amateur, cosmetic and traumatic). Q-Switched laser is also successfully used in treating benign pigmented lesions (ageing spots, freckles, Ota's Nevus, Ito or Hori's Nevus).

My patients are now asking for safety and non-invasive treatment and DEKA has moved in this direction.

DEKA Synchro QS4 can achieve excellent results with negligible risk for the patient. Thanks to the 4 different wavelengths in one system I can choose whichever wavelength is more efficient for treating all commonly used pigment colors. The multiple spot dimensions allow the removal of deep and complex tattoos thanks to the homogeneity of the pulse. Synchro QS4 allows to successfully treat even complex cases without the formation of hypopigmentation or atrophic tissue.

Prof. Giovanni Cannarozzo, M.D.  
Lasers in Dermatology, University of Rome, Tor Vergata, Italy

IA  
INNATE ABILITY

## Our Goal: Safety Results and No Side Effects

**Synchro QS4** system is the new advanced DEKA Q-Switched Nd:YAG for treating tattoos, dermal and epidermal benign pigmented lesions and performing *carbon laser rejuvenation*, the latest most demanded cosmetic treatments worldwide. **Synchro QS4** provides users with optimal results in complete safety and without side effects.

There are various types of tattoos and pigmented lesions depending on many aspects. Each person reacts differently to the laser treatment due to different factors influencing its effectiveness: age, skin type, habits, where is situated the tattoo, and also the quantity of color, the possibility of stratification, the chemical composition and its depth. It is fundamental to have a laser tattoo removal system that gives you great option flexibility in total safety by using specific wavelengths and fluences optimized for each type of pigment.

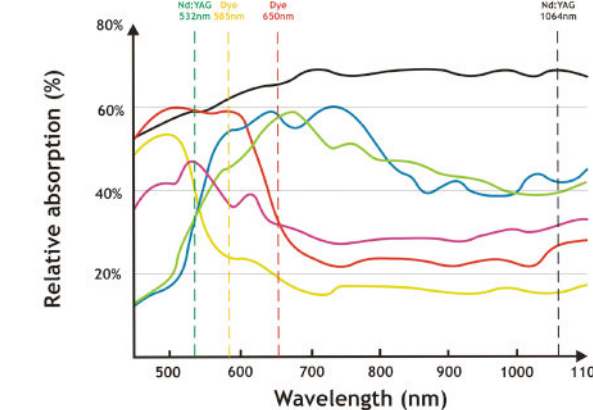


### Synchro QS4's PLUS

Complete	Synchro QS 4 can treat all benign pigmented lesions and multicolored tattoos.
4 in 1	4 complementary wavelengths included in 1 system.
5	Spot sizes available (2x2 mm - 2.5x2.5 mm - 4x4 mm - 5.5x5.5 mm - 6x6 mm).
Top-Hat Technology	Thanks to the Top-Hat Technology, fluence homogeneity is guaranteed on the whole spot area for an improved effectiveness and safety.
Square Spot	To avoid overlapping and maximize the effectiveness of the treatment.
20 Hz for Carbon Laser Peeling	Thanks to the new frequency of 20Hz, Carbon Laser Peeling is performed homogeneously with no discrepancies to either guarantee high quality, result and safety.
Autodiagnostic test	For an effective control of the output energy.

The effective final result is the natural consequence of all these perfect conditions.

For effective multi-color tattoo removal **Synchro QS4** uses the ultimate Q-Switched laser source generation that offers 4 different treatment wavelengths: 1064 nm, 532 nm, 585 nm and 650 nm. The pigment, or the color, of a tattoo will determine which selective wavelength is more effective at removing a tattoo. These wavelengths can be safely and effectively used for superior results. Our goal is to provide to our clients an optimize device for tattoo removal or benign pigmented lesions treatment, in total safety, minimizing the risk of causing scarring or depigmentation, and ensuring the appropriate energy in a controlled and uniform way.



- 1064 nm Nd:YAG - black and dark colors (dark grey, green and blue)
- 532 nm Nd:YAG - red and similar (purple, orange, light brown)
- 650 nm Nd:YAG - green
- 585 nm Nd: YAG - sky blue

IA  
INNATE ABILITY

## Advanced Technology: Uncompromising Versatility

Homogeneity  
in tattoo treatment  
is synonymous  
of safety



versatility



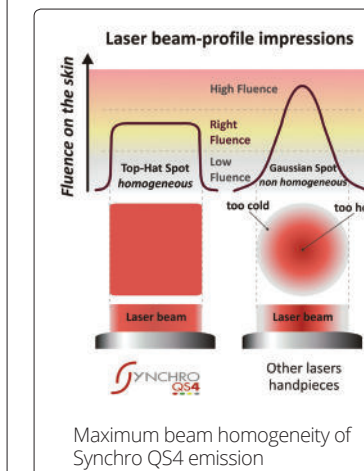
effectiveness



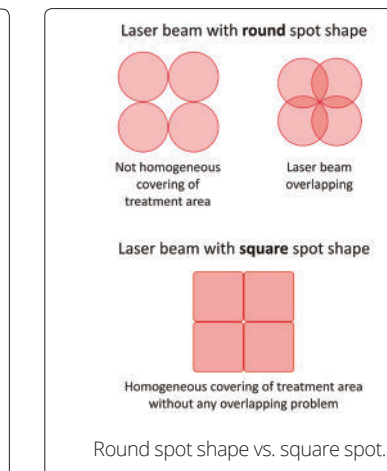
safety



simplicity

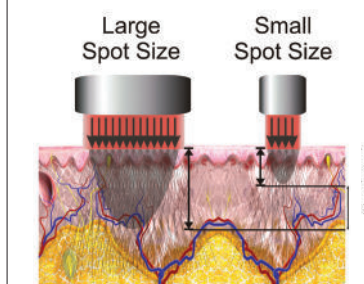


Maximum beam homogeneity of Synchro QS4 emission



### Exclusive spot shape & perfect beam homogeneity: total control and maximum efficacy

An important feature of **Synchro QS4** is its exclusive square shape spot. The square spot is actually the best one for reaching maximum efficacy in pigmented lesion and tattoo treatment because it allows to cover the whole area without overlapping and minimal untreated areas. As a consequence the removal process is as uniform as possible. Moreover homogeneity it is also essential inside each single spot. A homogeneous pulse is characterized by the same amount of energy in the whole contact area thus allowing a control maximum energy delivered and, consequently, a minimization of undesirable side effects due to an unequal dosage of energy.



Different penetration of spot sizes.

### Flexibility of spot size and optimized released energy

DEKA Synchro QS4 has various different spot sizes (2x2 mm - 2.5x2.5 mm - 4x4 mm - 5.5x5.5 mm - 6x6 mm) that allow great treatment flexibility according to skin type, depth and skin pigment of the tattoo. Increasing contact area affects the pigments in-depth while protecting the surrounding tissues. Each spot also has its own focal lens that allows optimized energy delivery by maximizing the treatment effectiveness.